




Name _____

Date: _____

Steps in Loading a Horse

USPC D Manual, 2nd Edition, p 239-240

1)	
2)	
3)	
4)	
5)	
6)	

Loading a Horse - Question Sheet

- 1) Every horse trailer has a ramp? True or False
- 2) Why should the front exit door be open before loading?

- 3) Every horse trailer has a front exit door? True or False
- 4) What changes in the loading steps if there is no front exit door?

- 5) What changes in the loading steps if you are loading a horse by yourself?

- 6) Is it okay to tie your horse while the butt bar and back door are open?

- 7) Why? _____
- 8) Is it okay to travel with the horse saddled or bridled? _____
- 9) Why? _____
- 10) The trailer should be on _____ ground before loading a horse.
- 11) On what side of the trailer should the horse be if traveling alone in a double trailer? _____
- 12) Why? _____
- 13) Why give the horse hay or feed while traveling in the trailer?






- 14) What is the single most important thing to remember in all these steps?

Name _____

Date: _____

Steps for UNloading a Horse

USPC D Manual, 2nd Edition, p 241-242

1)	
2)	
3)	
4)	
5)	

Unloading a Horse - Question Sheet

- 1) Is it okay to lower the butt bar and open the ramp BEFORE untying your horse? _____
- 2) Why? _____

Sample Trailers



Single



Stock



Luxury



Hitches:



Bumper Pull Hitch



Goose Neck

USPC Rating Requirements: D2 - • Name two ways you can help your mount be safe in a trailer
D3- . • Discuss the proper procedure for loading and unloading a mount.
C1 - • Discuss basic equipment needed for mount's safety and comfort during trailer travel. • Demonstrate trailer safety check from trailer safety checklist on USPC website.
C2 - • Be able to load and unload, with assistance, an experienced, cooperative mount.